



County Data Summary

Dutchess County is located in the heart of New York State's Hudson Valley, mid-way between Boston, Massachusetts and Washington, D.C.

Physical Geography

- Area: 801.7 square miles
- Terrain: Rolling hills and valleys
- Climate: Four seasons, continental

Normal Average Temperatures:

- January - Max. 35° July - Max. 86°
- January - Min. 16° July - Min. 63°

Market Access

Dutchess County is within a six-hour drive of 68 million U.S. and Canadian customers, 21% of American manufacturers, and a \$227 billion retail sales market.

Manhattan is only 75 miles away; southern Connecticut, northern New Jersey, and Albany are all within a 90-minute drive.

Mileage to Major Cities

City	Miles	City	Miles
Albany, NY	72	Montreal, Quebec	302
Baltimore, MD	269	New York, NY	75
Bennington, VT	110	Newark, NJ	111
Boston, MA	234	Philadelphia, PA	165
Buffalo, NY	359	Richmond, VA	427
Harrisburg, PA	195	Scranton, PA	85
Hartford, CT	102	Washington, DC	307

Population

	1990	2000	2008
Dutchess County	259,462	280,150	292,878
Hudson Valley	2,019,677	2,179,189	2,282,116

Households

	1990	2000	2008
Dutchess County	89,567	99,536	112,707
Hudson Valley	709,715	772,004	875,682

Source: 1990/2000 US Census; Census Projections,

Income

	Per Capita	Median Household	Median Family
1990	\$22,486	\$42,250	\$49,305
2000	\$23,940	\$53,083	\$63,254
2008	\$30,921	\$69,617	\$84,349

Source: U.S. Census Bureau 2008 ACS





County Data Summary

2008 Dutchess County Median Home Sales Prices

Single Family Detached	\$280,000
Single Family Attached	\$177,500

Source: MLS

Average Monthly County Workforce

Year	Labor Force	Employed	Unemployment Rate
2008	147,167	139,567	5.2%
2000	139,400	134,900	3.2%
1990	133,600	129,770	2.9%

Source: NYS Department of Labor

2000 - 2008 Average Annual Employment by Sector

NAICS	Sector	2000		2008	
		Units	Employees	Units	Employees
11	Agriculture	94	473	106	600
21-23	Mining, Construction & Utilities	926	5,098	1,265	6,587
31-33	Manufacturing	218	12,190	214	13,084
42-44	Wholesale & Retail Trade	1,292	20,366	1,343	16,034
48-49	Transportation	136	2,485	151	3,303
51	Information	139	2,610	141	1,934
52-53	F.I.R.E.	659	4,663	767	4,347
54-56	Business Services	1,052	8,325	1,314	9,548
61	Education (Private)	93	5,125	118	6,983
62	Health Care & Social Assistance	769	14,919	830	17,071
71	Arts & Recreation	113	1,476	153	2,117
72, 81	Other Services	1,248	9,918	1,451	11,023
92	Government	207	21,760	268	22,343
TOTAL ALL INDUSTRIES		6,996	110,123	8,293	115,171

Source: U.S. Bureau of Labor Statistics

County and State Sales Tax (Food, prescription and non-prescription drugs and clothing under \$100.00 are exempt.)

Dutchess County	3.75 %
New York State	4.00
Metro Transit Authority	<u>0.375</u>
Total	8.125%





County Data Summary

Major Area Employers

- IBM Corporation
- Central Hudson Gas & Electric Corp.
- Vassar Brothers Medical Center
- Saint Frances Hospital and Health Center
- Dutchess Community College
- Vassar College
- Marist College
- GAP, Inc. (Baby Gap, Banana Republic, Old Navy Distribution Ctr.)
- Culinary Institute of America

Transportation

Highways: There are a number of routes that connect Dutchess County to strategic markets. US Route 9 runs north and south along the Hudson River through the most densely populated area of the county. It ties into I-84 in southern Dutchess County which provides east and west access to the Taconic State Parkway, I-684 and I-87 (NYS Thruway).

Bus Service: The County has an extensive bus system comprised of the City of Poughkeepsie Transit System and the Dutchess County LOOP bus system. Shortline and Adirondack Trailways also have terminals in Dutchess County.

Rail Service: Amtrak provides rail service for the Northeast and United States while the Metropolitan Transportation Authority (MTA) provides commuter rail service to NYC on the Hudson River and Harlem Valley (Eastern Dutchess) Lines.

Air Service: Stewart International Airport (Newburgh) offers over 60 departures and arrivals daily. The airport, expanded in 1990, has been a boon to the region's economy.

[Dutchess County Airport](#) (Wappingers Falls) offers several weekday commuter flights on USAir Express, and JFK, LaGuardia, and Newark Airports are all within a 2-hour drive of Dutchess County.





County Data Summary

Community Facilities

- 9 Major Newspapers
- 8 Radio Stations
- 2 Television Stations
- 36 Church Denominations
- 37 Fire Departments
- 18 Police Departments
- 3 Hospitals
- 31 Post Offices
- 27 Libraries

Education and Training

Public and Private Schools: Strong public and private schools in Dutchess help young people realize their individual goals, which for about 75% of the area's graduating high school seniors means pursuing a higher education. There are 14 school districts in Dutchess County with an enrollment of approximately 47,500 students in 70 schools. The 40 private schools in Dutchess County add an additional 5,427 students in grades K-12.

Colleges and Universities

Fall 2007 Full-time Undergraduate Enrollment at Local Colleges

Institution	Location	Enrollment
Bard College	Annandale on Hudson	1,921
Vassar College	Poughkeepsie	2,400
Marist College	Poughkeepsie	4,481
Culinary Institute of America	Hyde Park	2,617
Dutchess Community College	Poughkeepsie	4,208
State University of New York	New Paltz	5,583

Adult Education

Dutchess BOCES





County Data Summary

Recreation and Culture

Dutchess County's natural beauty, affordable housing, and cultural diversity make it the ideal place to live and raise a family. Its beauty, celebrated by the Hudson River Painters, has been preserved in 6,000 acres of state-operated parklands that offer golf, swimming, boating, cross-country skiing, camping, fishing, and many other recreational activities.

Shoppers can enjoy many of the nation's leading department stores in local malls, visit artisan craft villages, explore boutiques and antique shops that dot the countryside, or stroll through historic downtown Poughkeepsie.

From June to September the Hudson Valley Renegades, Class A affiliate of the Tampa Bay Devil Rays, play minor league baseball at the 4,320 seat Dutchess Stadium (Beacon), built in 1994. The team draws fans from throughout the Hudson Valley and western Connecticut.

Many cultural amenities are available in Dutchess County. They range from theatre, dance, and classical music to comedy clubs and the Dutchess County Artscape. The acclaimed Hudson Valley Philharmonic performs at the meticulously restored Bardavon Opera House, and the latest in name entertainment appears at the Mid-Hudson Civic Center. Food connoisseurs can experience haute cuisine at the Culinary Institute of America or at Charlotte's, the only five star restaurant east of the Hudson.

Last Revision: November 20, 2009





Dutchess County, NY: Economy at a Glance

Dutchess County is located in northeastern New York State about 75 miles north of New York City on the east side of the Hudson River. Its area includes about 800 square miles of rolling hills and valleys. It is part of the Poughkeepsie-Newburg-Middletown MSA and the New York-Northern New Jersey-Long Island CMSA.

Climate: Four Seasons, Continental

Average Maximum: January – 35° July – 86°
 Average Minimum: January – 16° July – 63°

Average Monthly Employment	2009	2008	2007
County Labor Force	147,563	147,442	146,642
Employment	136,100	139,808	140,992
Unemployment Rate	7.7%	5.2%	3.9%

2008 Employment Sectors	Units	Employment	% of Total
Health Care and Social Assistance	830	17,071	14.8%
Wholesale & Retail Trade	1,343	16,034	13.9%
Manufacturing	214	13,084	11.4%
Accommodation and Food Services	678	7,597	6.6%
Educational Services (Private)	118	6,983	6.1%

Major Private Employers

IBM - East Fishkill	Astor Home For Children
IBM - Poughkeepsie	Hudson Valley Federal Credit Union
Health Quest	Culinary Institute of America
Vassar College	Bard College
Marist College	Anderson Center For Autism
St Francis Hospital	Elant, Inc
Central Hudson Gas & Elec Corp	Fernclyff Nursing Home Co
Gap Distribution	Marshall & Sterling Inc

Income and Poverty

	County	NYS	Ann. Change Since 2000
2007 Median Household Income	\$66,135	\$53,514	3.1%
2007 Family Income	\$76,469	\$64,602	2.6%
Percent of Individuals in Poverty Status	9.1%	13.7%	2.1%

Sales, Income & Property Taxes

State and Local Sales Tax	8.125%
State Income Tax (No Local Income Tax)	4.0% - 6.85%
Median Local Property Tax (Mil Rate)	\$16.43/thousand

2008 Median Housing Costs

Avg Sale Price Single Family Detached	\$351,780						
Avg Sale Price Single Family Attached	\$213,726						
Apartment Monthly Rental	<table border="1"> <thead> <tr> <th>1 BR</th> <th>2 BR</th> <th>3 BR</th> </tr> </thead> <tbody> <tr> <td>\$1,262</td> <td>\$1,689</td> <td>\$1,002</td> </tr> </tbody> </table>	1 BR	2 BR	3 BR	\$1,262	\$1,689	\$1,002
1 BR	2 BR	3 BR					
\$1,262	\$1,689	\$1,002					

Cost of Living: NY-Northern NJ-LI CMSA

All Urban Consumers	2008-09 CPI	2009 est
Total expenditures	0.70%	\$59,577
Food	4.3%	\$7,534
Food at home	4.6%	\$4,070
Food away from home	4.0%	\$3,464
Housing	1.8%	\$23,869
Shelter	2.9%	\$15,916
Owned dwellings	5.2%	\$10,081
Rented dwellings	6.9%	\$4,617
Utilities, fuel	-4.1%	\$3,976
Household operations	-1.1%	\$1,350
Household furnishings / equipment	-1.1%	\$1,828
Transportation	-10.2%	\$7,409
Gasoline and motor oil	-38.0%	\$1,271
Health Care	0.7%	\$2,849
Personal care and services	2.9%	\$719
Education	4.4%	\$1,874

Per Diem Allowances

Average Hotel cost	\$110.00/day
Estimated food and other costs	\$54.00/day

Representative Median Salaries 2008

Accountants	\$61,330	Librarians	\$59,910
Carpenters	\$41,370	Loan Officers	\$50,120
Chemists	\$38,230	Machinists	\$43,060
Civil Engineers	\$65,170	Mechanical Engineers	\$72,760
Claims Adjusters	\$73,320	Medical Technicians	\$46,350
Computer Programmers	\$82,960	Network Administrators	\$61,210
Delivery Truck Drivers	\$31,020	Nursing Aides	\$28,400
Dental Hygienists	\$68,190	Office Clerks	\$25,970
Electrical Engineers	\$65,520	Pharmacists	\$112,790
Electricians	\$61,080	Plumbers	\$46,910
Farmworkers	\$22,100	Printing Machine Operators	\$32,760
Financial Managers	\$87,800	Production Supervisors	\$54,400
Fire Fighters	\$55,180	Real Estate Appraisers	\$49,630
Graphic Designers	\$44,630	Registered Nurses	\$69,860
Hairdressers	\$22,340	Roofers	\$42,630
Home Health Aides	\$25,910	Secretaries	\$30,270
Industrial Production Managers	\$81,640	Surveyors	\$39,920
Insurance Sales Agents	\$39,190	Tellers	\$24,390
Interior Designers	\$34,140	Telecommunication Installers	\$61,210
Janitors	\$27,330	Tractor-Trailer Truck Drivers	\$44,120
Lab Technicians	\$42,400	Travel Agents	\$31,560
Lawyers	\$98,730	Veterinarians	\$91,400
Legal Secretaries	\$37,460	Welders	\$38,280



Updated October 2009

www.ThinkDutchess.com



2009 Dutchess County Cost of Living

New York-Northern New Jersey-Long Island CMSA	2007 - 2008 Average Expenditures	2009 Estimated Expenditures *	2008-2009 % Chg in CPI **
Total Annual Expenditures	\$59,185	\$59,577	0.7%
Food	\$7,223	\$7,534	4.3%
Food at home	\$3,892	\$4,070	4.6%
Cereal and bakery products	\$535	(\$560)	
Meats, poultry, fish, and eggs	\$986	(\$1031)	
Dairy	\$414	(\$433)	
Fruits, vegetables	\$755	(\$790)	
Other food at home	\$1,203	(\$1258)	
Food away from home	\$3,331	\$3,464	4.0%
Alcoholic beverages	\$516	\$533	3.3%
Housing	\$23,441	\$23,869	1.8%
Shelter	\$15,472	\$15,916	2.9%
Owners' equivalent rent of primary residence	\$9,760	\$10,081	3.3%
Rent of primary residence	\$4,387	\$4,617	5.2%
Fuels and utilities	\$4,146	\$3,976	-4.1%
Household operations	\$1,365	\$1,350	-1.1%
Household furnishings and equipment	\$1,848	\$1,828	-1.1%
Apparel and services	\$2,535	\$2,600	2.6%
Transportation	\$8,249	\$7,409	-10.2%
Vehicle purchases (net outlay)	\$2,102	\$1,871	-11.0%
Gasoline and motor oil	\$2,051	\$1,271	-38.0%
Other transportation	\$2,928	(\$2630)	
Public transportation	\$1,168	(\$1049)	
Entertainment	\$2,763	\$2,763	
Personal care and services	\$699	\$719	2.9%
Reading	\$113		
Education	\$1,795	\$1,874	4.4%
Miscellaneous	\$964	N/A	3.7%
Personal insurance and pensions	\$6,386	N/A	
Life and other personal insurance	\$396	N/A	
Pensions and Social Security	\$5,990	N/A	

Source: US Bureau of Labor Statistics Consumer Expenditure Survey Table 21 for New York City MSA

* The 2009 expenditures shown in parentheses were estimated from the relevant major category rate of inflation.

** The annual inflation rate was determined from half-year 2008 to 2009 consumer price index.



Dutchess County Employment and Workforce

Employment and Unemployment	1990	2001	2005	2008
Average Monthly Labor Force	133,600	139,400	147,900	146,700
Average Monthly Employed	129,77	134,900	142,100	135,900
Average Monthly Unemployment Rate	2.9%	3.2%	3.9%	7.3%

Source: NYS Dept of Labor

Workforce Commutation	Total	Male	Female
Working in county of residence	68.2%	62.7%	74.6%
Working outside county of residence	28.5%	33.6%	22.8%
Working outside state of residence	3.2%	3.7%	2.7%

Source: 2008 American Community Survey


Earnings for civilian employed population 16 years and older	Number	Percent of Total	Median Annual Earnings
Private for-profit wage and salary workers	93,241	64.2%	\$38,591
Employees of private company workers	(86,758)	(59.7%)	(\$37,054)
Self-employed in own incorporated business workers	(6,483)	(4.5%)	(\$60,728)
Private not-for-profit wage and salary workers	17,162	11.8%	\$37,289
Local government workers	14,323	9.9%	\$46,087
State government workers	9,437	6.5%	\$44,720
Federal government workers	2,499	1.7%	\$47,889
Self-employed in own not incorporated business workers	8,159	5.6%	\$26,878
TOTAL	144,821	100.0%	\$39,788

Educational level for population 25 years and older	Total	In Labor Force	Percent in Labor Force
Less than high school graduate	22,101	8,990	41%
High school graduate or equivalency	55,869	33,671	60%
Some college or associate's degree	53,269	39,924	75%
Bachelor's degree or higher	63,134	48,008	76%
Total	194,373	130,593	67%

2007 median earnings by education level for population 25 years and older	Total Median Earnings	Male	Female
Less than high school	\$23,937	\$32,852	\$12,808
High school or equivalency	\$34,272	\$43,296	\$24,362
Some college or associate's degree	\$40,812	\$49,486	\$32,575
Bachelor's degree	\$52,284	\$66,961	\$37,898
Graduate or professional degree	\$67,223	\$83,177	\$56,630
Median Earnings	\$42,201	\$51,919	\$32,743

Source: 2008 American Community Survey





Dutchess County Employment and Workforce

Establishments, Total Employment and Average Salaries by Industry 2008

NAICS	NAICS Industry	Establishments	Employment	Average Salary
	Total, all industries	8,026	92,827	\$45,176
	Total, all private	8,293	115,171	\$46,246
11	Agriculture, Forestry, Fishing & Hunting	106	600	\$27,213
21	Mining	17	140	\$83,911
23	Construction	1,238	5,844	\$48,621
31	Manufacturing	214	13,084	\$94,325
42	Wholesale Trade	292	2,081	\$64,996
44	Retail Trade	1,051	13,953	\$26,155
48	Transportation and Warehousing	151	3,303	\$36,662
51	Information	141	1,934	\$47,829
52	Finance and Insurance	389	2,866	\$54,455
53	Real Estate and Rental and Leasing	378	1,481	\$31,743
54	Professional and Technical Services	812	3,988	\$54,689
55	Management of Companies and Enterprises	42	897	\$63,692
56	Administrative and Waste Services	460	4,663	\$34,886
61	Educational Services	118	6,983	\$38,809
62	Health Care and Social Assistance	830	17,071	\$41,378
71	Arts, Entertainment, and Recreation	153	2,117	\$18,616
72	Accommodation and Food Services	678	7,597	\$16,005
81	Other Services	773	3,426	\$25,796
95	Government	268	22,343	\$50,690

Source: US Bureau of Labor Statistics. Quarterly Average through 2008



prime property

Dutchess County Leading Employers

Company	Location	Product/Service	2009 Employment	Union Affiliation
IBM Corp Microelectronics	Poughkeepsie	Electronic computers	5,947	no
IBM Corp Server Group	Hopewell Jct	Computer chips & peripherals	5,643	no
Dutchess County Government	Poughkeepsie	Local government services	1,985	CSEA
Wappinger Central School District	Wappingers Falls	Elementary and secondary schools	1,834	no
Taconic Developmental Svc Office	Wassaic	vocational rehabilitation services	1,796	no
Health Quest (Vassar Brothers Med Ctr)	Poughkeepsie	Hospital	1,746	local 1199
Arlington Central School District	Poughkeepsie	Elementary and secondary schools	1,500	no
Dutchess Community College	Poughkeepsie	Colleges and universities	1,200	CSEA
Vassar College	Poughkeepsie	Colleges and universities	1,170	CWA AFL-CIO
Marist College	Poughkeepsie	Colleges and universities	1,137	CWA AFL-CIO
Saint Francis Hospital	Poughkeepsie	Hospital	1,117	11995 EIU
NYS Dept of Transportation	Poughkeepsie	Administration of transportation	1,100	no
Central Hudson Gas & Elec Corp	Poughkeepsie	Electric services	852	IBEW
Gap, Old Navy	Fishkill	Clothing warehousing/distribution	834	no
Astor Home for Children	Poughkeepsie	Child care services	777	no
Hudson Valley Federal Credit Union	Poughkeepsie	Personal credit/consumer lending	753	no
Culinary Institute of America	Hyde Park	Colleges and universities	719	no
Bard College	Annandale-on-Hudson	Colleges and universities	651	CWA AFL-CIO
Anderson Foundation for Autism	Staatsburg	Elementary and secondary schools	549	no
Abilities First, Inc.	Poughkeepsie	Vocational rehabilitation services	450	NEA
Elant	Fishkill	Nursing care facilities	386	no
Ferndcliff Nursing Home	Rhinebeck	Nursing care facilities	362	no
Pawling Corp	Pawling	Fabricated rubber products	300	no
Millbrook School	Millbrook	Elementary and secondary schools	115	no
Chemprene	Beacon	Rubber coatings	99	no
Trinity Pawling Schol	Pawling	Elementary and secondary schools	98	no
Laerdal Medical Corporation	Wappingers Falls	Medical training equipment	97	no
Schatz Bearing Corp	Poughkeepsie	Ball and roller bearings	87	no



Dutchess County Corporate Relocations and Expansions 2003-2009

Company Name	Year	Planned Employees	Type	Space Absorbed (sf)
SpectraWatt-Attraction	2009	161	Solar Mfg	110,000
Social Security Administration	2008	tbd	Public	15,000
Health Quest expansion	2008	tbd	Medical	18,000
Rose & Kiernan expansion	2008	60	Insurance	8,000
NEC Electronics IBM Partner	2008	20	Semiconductor	na
Houlihan Lawrence expansion	2008	tbd	Real Estate	4,160
Advanced Auto Parts-Relocation	2008	6	Distribution	7,000
JABIL- expansion from France	2008	8	Manufacturing	16,000
CERVALIS -Expansion	2008	tbd	Datacenter	10,000
Mt Kisco Medical Group	2008	100	Medical	41,000
DRA Imaging expansion	2008	15	Medical	7,000
Hitachi IBM Partner	2008	tbd	Semiconductor	na
Verizon-60 Merritt expansion	2008	20	Office	7,000
St Lukes Hospital expansion	2008	20	Medical	8,000
Elant	2007	350	Medical	100,000
Ingersol/Rand	2007	tbd	Service	8,250
Vantage Mfg lease Renewal	2007	tbd	Contract Mfg	44,000
Toshiba IBM Partner	2007	20est	Semiconductor	tbd
DRA Imaging	2007	40	Medical	9,000
Recif Technology	2007	15	Semiconductor	3,000
Wacovia Financial	2007	tbd	Financial	5,000
Metro King	2007	10	Manufacturing	28,000
STMicroelectronics IBM Partner	2007	50est	Semiconductor	tbd
Freescale IBM Partner	2007	40est	Semiconductor	tbd
Lane Aviation	2007	3	Aircraft	tbd
Cervalis	2007	31	Datacenter	88,000
Key Bank	2007	50	Office	18,500
TC Development-Oakwood Commons	2006	tbd	Office	17,000
Kirchhoff-Pleasant Valley	2006	tbd	Industrial	36,900
Conrad Geo-Poughkeepsie	2006	15	Office	4,400




prime property

Dutchess County Corporate Relocations and Expansions 2003-2009

Company Name	Year	Planned Employees	Type	Space Absorbed (sf)
MTA - Beacon	2006	tbd	Industrial	30,000
Reliance Realty Partners/Texaco	2006	tbd	Office/R&D	1,400,000
NYC Investment Group 300 Westage	2006	tbd	Office/Investment	120,000
Maine Technology	2006	8	Office	5,800
Grubb & Ellis	2006	30	Office	8,600
NYS Police	2006	30	Office	6,800
Compensation Risk Mgt/expansion	2006	tbd	Office	25,000
IBM WC/Preferred RE Inv.	2006	tbd	IBM Campus	934,000
IBM 005 Purchase/Thylan Assoc	2005	tbd	Office	127,000
Bookstream	2005	67	Distribution	100,000
Myers Corner Rd/Thylan Assoc	2005	tbd	Office/Mfg	280,000
Neptune Rd/TC Development	2005	tbd	Manufacturing	145,000
HRPC Hudson Heritage	2005	tbd	Mixed Use	
Arnoff CT operation	2005	20	Warehouse	59,000
IBM 504/Thylan Assoc	2004	tbd	Office	118,000
ABC Supply	2004	15	Distribution	33,400
Sierra Suites Extended Inn	2004	150	Hotel	110,000
Atlantis Energy Services	2004	25	Manufacturing	16,000
Progressive Ins	2004	35	Office/Retail	11,000
IBM 323 Expansion	2004	500	Semiconductor	325,000
HVPC Dover Knolls LLC	2003	tbd	Campus	2,000,000
Metric Halo	2003	10	Manufacturing	4,000
Vantage Manufacturing	2003	30	Manufacturing	32,000
Marriott Residence Inn	2003	100	Hotel	50,000
Harney/Hipotronics	2003		Manufacturing	89,000
Schott Lithotech	2003	20	Manufacturing	12,000
Dorsey Gage/Praxaire	2003	4	Manufacturing	5,000
NuFlare Technology/Toshiba Manhine	2003	8	R&D	5,000
CSF Technologies/Praxaire	2003	10	Service	10,000





Dutchess County Educational Resources

2007 Fall Enrollment in Local Colleges

Name of Institution	Location	Total	Undergraduate		Graduate	
			Full-time	Part-time	Full-time	Part-time
Bard College	Annandale on Hudson	2,245	1,921	58	248	18
Culinary Institute of America	Hyde Park	2,617	2,617	0	0	0
Marist College	Poughkeepsie	5,727	4,481	370	192	684
Vassar College	Poughkeepsie	2,441	2,400	40	0	1
Unification Theological Seminary	Barrytown	162	0	0	106	56
SUNY College at New Paltz	New Paltz	7,679	5,583	605	453	1,038
Dutchess Community College	Poughkeepsie	8,245	4,208	4,037	0	0
Total		29,116	21,210	5,110	999	1,797

2007-09 Degrees Awarded by Local Colleges


Program	Associate's Degree	Bachelor's Degree	Master's/ PhD Degree	Certifications/ Professional Degrees
Biological and Life Sciences	0	160	24	0
Business, Management, Marketing and Related Services	113	47	33	16
Communications and Communication Technologies	17	0	0	7
Computer and Information Sciences	159	524	84	33
Education	39	361	16	0
Engineering and Engineering Technology	391	715	21	0
Health Professions and Related Clinical Sciences	1,085	266	0	0
Legal Professions	18	57	73	1
Liberal Arts and Sciences, General Studies and Humanities	19	19	46	3
Personal and Culinary Services	0	64	0	0
Physical Sciences	106	474	328	83
Social Sciences	0	753	222	4
Other Technical Trades Training/ Technology	90	55	0	0
Visual and performing arts	26	394	107	1
Total Programs	2,063	3,889	954	148

Source: National Center for Educational Statistics



Table 7 Updated March 2009

www.ThinkDutchess.com



Dutchess County Educational Resources

2007 Fall Enrollment in 2-Year Colleges and Vocational Institutions

Name of Institution	Location	Total	Full-time	Part-time
Dutchess Community College	Poughkeepsie	8,245	4,208	4,037
BOCES-School of Practical Nursing	Poughkeepsie	74	42	32
Beauty School of Middletown	Hyde Park	136	76	60
Ridley-Lowell School of Business	Poughkeepsie	89	60	29
Total		8,544	4,386	4,158

2007-08 Degrees and Certificates

Program	Associate's Degree	1-2 Year Programs	Programs Under 1 Year	Total Awards
Business, Management, Marketing and Related Services	159	4	1	164
Communication, Journalism and Related Programs	39	0	0	39
Computer and Information Sciences and Support Services	18	1	9	28
Construction Trades	5	0	0	5
Education	106	34	0	140
Engineering	6	0	0	6
Engineering Technologies/Technicians	13	3	0	16
Family and Consumer Sciences/Human Sciences	10	2	0	12
Health Professions and Related Clinical Sciences	103	178	33	314
Legal Professions and Studies	17	8	0	25
Liberal Arts and Sciences, General Studies and Humanities	278	0	0	278
Mechanic and Repair Technologies/Technicians	13	0	0	13
Personal and Culinary Services	0	37	0	37
Security and Protective Services	71	0	0	71
Transportation and materials moving	1	0	0	1
Total	839	267	43	1,149

Source: National Center for Educational Statistics





Dutchess County Educational Resources

Public School Districts

	Dutchess Overall
Total School Enrollment	46,579
Avg Total Expenditures per Pupil	\$15,084
Student Teacher Ratios	13.3

<u>School District</u>	<u>District Enrollment</u>	<u>Total Teachers</u>	<u>Pupil/Teacher Ratio</u>	<u>Graduation Rate</u>	<u>% Attending College</u>
Arlington Central School District	10,226	732	14.0	96%	93%
Beacon City School District	3,254	247	13.2	76%	84%
Dover Union Free School District	1,663	123	13.5	87%	89%
Hyde Park Central School District	4,435	328	13.5	79%	80%
Millbrook Central School District	1,212	94	12.9	93%	88%
Northeast Central School District	836	85	9.8	88%	83%
Pawling Central School District	1,462	139	10.5	80%	93%
Pine Plains Central School District	1,234	108	11.4	93%	78%
Poughkeepsie City School District	4,607	370	12.5	59%	69%
Red Hook Central School District	2,270	183	12.4	99%	86%
Rhinebeck Central School District	1,223	107	11.4	91%	92%
Spackenkill Union Free School District	1,721	162	10.6	95%	90%
Wappingers Central School District	12,436	837	14.9	91%	88%
Dutchess County	46,579	3,515	13.3	90%	87%

Note: Source: NYS Education Dept., 2007-2008 School Year

For more information, visit

<http://www.emsc.nysed.gov/irts/reportcard/2008/home.html>

Vocational High Schools

Dutchess BOCES Vocational Training
(12-District Cooperative)

Private Schools

35

Elementary School Enrollment

No. of Schools	17
Total Enrollment	3614
Annual Tuition	\$1,100

Secondary School Enrollment

No. of Schools	12
Total Enrollment	1813
Annual Tuition	\$3,000-\$10,000





Dutchess County Income and Earnings

Median Income in the past 12 months	1990	2000	2008
Per Capita	\$22,486	\$23,940	\$30,921
Household	\$42,250	\$53,083	\$69,617
Family	\$49,305	\$63,254	\$84,349

Source: US Census; 2008 American Community Survey


Household Income Range	Number	Average Income of Households by Quintile	
Less than \$30,000	20,841	Lowest	\$15,770
\$30,000 to \$50,000	16,647	Second	\$41,783
\$50,000 to \$75,000	17,159	Third	\$69,470
\$75,000 to \$99,999	17,045	Fourth	\$102,841
\$100,000 to \$150,000	19,608	Highest	\$192,484
\$150,000 to \$199,999	6,772	Top 5 Percent	\$316,560
\$200,000 or more	5,132		

2008 Median Earnings by Education	Total Median Income	Male	Female
Less than high school	\$23,937	\$32,852	\$12,808
High school or equivalency	\$34,272	\$43,296	\$24,362
Some college or associate's degree	\$40,812	\$49,486	\$32,575
Bachelor's degree	\$52,284	\$66,961	\$37,898
Graduate or professional degree	\$67,223	\$83,177	\$56,630
Median Earnings	\$42,201	\$51,919	\$32,743

2008 Median Earnings Population 16 Years and Older	Total	Percent of Total	Male	Female
\$1 to \$4999 or loss	23,895	14%	10,892	13,003
\$5,000 to \$9,999	12,850	8%	4,733	8,117
\$10,000 to \$19,999	19,512	12%	8,227	11,285
\$20,000 to \$29,999	20,224	12%	9,440	10,784
\$30,000 to \$39,999	16,906	10%	6,769	10,137
\$40,000 to \$54,999	24,957	15%	13,156	11,801
\$55,000 to \$74,999	20,924	12%	13,637	7,287
\$75,000 to \$99,999	14,258	8%	10,223	4,035
\$100,000 or more	14,410	9%	11,332	3,078
TOTAL	167,936	100%	88,409	79,527

Source: US Census; 2008 American Community Survey





Dutchess County Population and Households

County and Region	Population				Households			
	2000 CENSUS	2008 Estimate	Growth 2000-2008	2008 Median Age	2000 CENSUS	2008 Estimate	Growth 2000-2008	2008 Avg. HH Size
Dutchess County	280,967	292,878	4.2%	38.6	99,719	112,110	12.4%	2.6
Hudson Valley	2,179,189	2,282,116	4.7%	39.8	772,682	875,682	13.3%	2.6

Dutchess County Cities and Towns


Town and Village	Population				Households			
	2000 CENSUS	2008 Estimate	Growth 2000-2008	2008 Median Age	2000 CENSUS	2008 Estimate	Growth 2000-2008	2008 Avg. HH Size
City of Beacon	14,763	14,566	-1.3%	43.4	5,060	5,356	5.8%	2.7
City of Poughkeepsie	30,155	29,654	-1.7%	39.0	12,024	13,175	9.6%	2.3
Amenia	4,066	4,113	1.2%	47.9	1,626	1,970	21.2%	2.1
Beekman	13,896	14,935	7.5%	44.0	3,742	4,971	32.8%	3.0
Clinton	4,024	4,193	4.2%	48.5	1,503	1,863	24.0%	2.3
Dover	8,589	8,758	2.0%	43.8	3,039	3,594	18.3%	2.4
East Fishkill	25,723	28,825	12.1%	43.9	8,300	9,011	8.6%	3.2
Fishkill	19,274	20,990	8.9%	46.9	6,796	7,203	6.0%	2.9
Hyde Park	20,847	20,270	-2.8%	41.4	7,396	8,145	10.1%	2.5
Lagrange	15,002	15,834	5.5%	44.0	4,947	5,479	10.8%	2.9
Milan	2,370	2,615	10.3%	43.3	877	1,126	28.4%	2.3
Northeast	3,007	3,131	4.1%	43.5	1,143	1,690	47.9%	1.9
Pawling	7,570	8,218	8.6%	45.7	2,827	3,500	23.8%	2.3
Pine Plains	2,562	2,689	5.0%	48.3	998	1,301	30.4%	2.1
Pleasant Valley	9,086	9,763	7.5%	45.7	3,494	4,004	14.6%	2.4
Poughkeepsie	42,681	44,065	3.2%	41.0	14,194	17,167	20.9%	2.6
Red Hook	10,524	11,471	9.0%	39.7	3,570	4,208	17.9%	2.7
Rhinebeck	7,792	8,348	7.1%	49.6	3,004	3,430	14.2%	2.4
Stanford	3,555	3,705	4.2%	48.3	1,398	2,006	43.5%	1.8
Union Vale	4,455	4,996	12.1%	44.2	1,543	1,807	17.1%	2.8
Wappinger	26,289	26,909	2.4%	42.4	10,225	8,511	-16.8%	3.2
Washington	4,737	4,830	2.0%	48.1	1,913	2,523	31.9%	1.9
Fishkill Village	1,957	1,692	-13.5%	47.7	1,011	1,008	-0.3%	1.7
Millbrook Village	1,339	1,509	12.7%	43.7	744	799	7.4%	1.9
Millerton Village	884	902	2.0%	39.6	412	411	-0.2%	2.2
Pawling Village	1,974	2,245	13.7%	41.3	945	958	1.4%	2.3
Red Hook Village	1,794	1,881	4.8%	39.1	798	796	-0.3%	2.4
Rhinebeck Village	2,725	3,049	11.9%	47.2	1,463	1,456	-0.5%	2.1
Tivoli Village	1,035	1,135	9.7%	34.5	531	530	-0.2%	2.1
Wappingers Fls Village	4,605	5,659	22.9%	33.8	2,119	2,318	9.4%	2.4

Sources : US Census, 2008 American Community Survey, Geolytics, Inc.



Table 22 Updated March 2009

www.ThinkDutchess.com



Dutchess County Population and Households

Population	1990	2000	2008	% Change from 2000
Dutchess County	259,462	280,150	292,878	4.5%
Hudson Valley Region	2,019,677	2,179,189	2,282,116	4.7%

Source: 1990/2000 Census, 2008 American Community Survey

Population by Age	Total	Percent of Total	Male	Percent	Female	Percent
Under 5 years	15,271	5.2%	8,636	5.8%	6,635	4.6%
5 to 14 years	35,588	12.2%	18,440	12.4%	17,148	11.9%
15 to 17 years	13,547	4.6%	7,726	5.2%	5,821	4.0%
18 to 24 years	34,099	11.6%	17,627	11.8%	16,472	11.4%
25 to 44 years	75,600	25.8%	38,791	26.1%	36,809	25.5%
45 to 64 years	81,482	27.8%	41,591	28.0%	39,891	27.7%
65 to 84 years	32,475	11.1%	14,263	9.6%	18,212	12.6%
85 years and over	4,816	1.6%	1,708	1.1%	3,108	2.2%
Total	292,878	100.0%	148,782	100.0%	144,096	100.0%
Median Age	38.6		37.6		40.3	


Educational Attainment Population 25 years and over	Total	Percent of Total	Male	Percent	Female	Percent
Less than 9th grade	8,351	4.3%	4,115	4.3%	4,236	4.3%
9th to 12th grade, no diploma	13,750	7.1%	7,622	7.9%	6,128	6.3%
High school graduate or equivalency	55,869	28.7%	28,056	29.1%	27,813	28.4%
Some college or associates degree	53,269	27.4%	26,530	27.5%	26,739	27.3%
Bachelor's degree	37,198	19.1%	17,679	18.3%	19,519	19.9%
Graduate or professional degree	25,936	13.3%	12,351	12.8%	13,585	13.9%
Total	194,373	100.0%	96,353	100.0%	98,020	100.0%

Race	Total	Percent of Total	Male	Percent	Female	Percent
White	234,688	80.1%	116,437	78.3%	118,251	82.1%
Black	28,359	9.7%	15,372	10.3%	12,987	9.0%
Asian	8,900	3.0%	4,786	3.2%	4,114	2.9%
Other	20,931	7.1%	12,187	8.2%	8,744	6.1%
Total	292,878	100.0%	148,782	100.0%	144,096	100.0%
Hispanic	26,733	9.1%	15,276	10.3%	11,457	8.0%

Primary Language spoken at Home Population 25 Years and Older	Total	Percent
English	166,227	85.5%
Spanish	11,634	6.0%
Other Indo-European	11,622	6.0%
Asian or Pacific Island languages	3,205	1.6%
Other languages	1,685	0.9%
Total	194,373	100.0%

Source: US Census Bureau, 2008 American Community Survey





Dutchess County Population and Households

Occupied Households	1990	2000	2008	Percent Change from 2000
Dutchess County	89,567	99,536	112,707	13.2%
Hudson Valley Region	709,454	772,004	875,682	13.4%

Source: 1990/2000 US Census, 2008 American Community Survey

Occupancy by Household Size	Owner Occupied	Renter Occupied	Total	Percent of Total
Vacant	N/A	N/A	9,503	8%
1-person household	14,079	12,925	27,004	24%
2-person household	25,377	8,423	33,800	30%
3-4 person household	26,295	7,586	33,881	30%
5-6 person household	5,552	2,026	7,578	7%
7-or-more person household	523	418	941	1%
Total	71,826	31,378	112,707	100%
Average household size	2.86	2.33	2.72	
Median Monthly Housing Cost or Gross Rent	\$1,637	\$1,033		

Median Household Income (2008)	Amount
1-person households	\$31,791
2-person households	\$73,922
3-person households	\$89,117
4-person households	\$97,385
5-person households	\$94,184
6-person households	\$99,806
7-or-more-person households	\$113,998
Median Household Income	\$69,617
Aggregate household income	\$8,717,600,700

Type of Unit	Total Population	Owner Occupied	Renter Occupied
Single Family, detached or attached	198,472	180,268	18,204
2 to 4 unit Apartment	35,865	8,619	27,246
5 or more unit Apartment	27,661	3,926	23,735
Mobile home	9,262	7,718	1,544
Other	73	0	73
Total	271,333	200,531	70,802

Source: US Census Bureau, 2008 American Community Survey



Table 22 Updated March 2009

www.ThinkDutchess.com



Quality of Life and Cultural Attractions in Dutchess County

Climate

Average Daily Temperature	High	Low	Average
Annual	59.8	37.7	48.5
January	34.0	15.0	24.0
July	84.0	60.0	72.0
Rainfall in Inches		38.5	
Snowfall in Inches		47.1	
Wind Speed in Miles per Hour (Annual Average)		8.9	
Number of Days Annually With Some Precipitation		135	
Elevation (Feet Above Sea Level)	Range	Average	
	150 to 1400	250	

Housing

Average Selling Prices	New and Existing
4-BR Single Family Home 3,500 Sq. Ft.	\$550,000
3-BR 2,500 Sq. Ft.	\$350,000
2-BR Townhouse 1,500 Sq. Ft.	\$285,000
1-2 BR Condominiums 1,200 Sq. Ft.	\$175,000
Rentals	Average Monthly Rent
3 BR Executive Style 3,000 Sq. Ft.	\$1,750
New 2-BR Apartment	\$1,250
Apartment Vacancy %	1.5%

Health Care

Hospitals	No. of Hospitals	No. of Beds
(includes drug & alcohol)	4	778
No. of Outpatient Clinics	6-8	
	<u>Physicians</u>	<u>Dentists</u>
Physicians & Dentists in the Area	310	198
Ratio per 1,000 Population	1:900	1:1414

Miscellaneous

Religious Institutions	95 Protestant	15 Catholic parishes
	7 Synagogues	55 Other
Enclosed Regional Malls	South Hills	Galleria
Crime Rate per 100,000 Inhabitants	Property: 2,053.4	Violent: 218.4





Quality of Life and Cultural Attractions in Dutchess County

Cultural Events - see www.dutchesstourism.com for complete and current list.

Top Annual Events

	<u>Location</u>	<u>Dates</u>
Dutchess County Fair	County Fairgrounds / Rhinebeck	August
Hudson Valley Balloon Festival	County Airport / Wappingers	July
SummerScape	Bard College / Annandale	July-August
Hudson Valley Wine & Food Festival	Dutchess	June
Holiday Decorated Great Estates	Multiple Sites	December

Cultural Places & Amenities

Museums and Art Galleries

Mid-Hudson Children's Museum
DIA Beacon Riggio Galleries

Major Historic Sites

Francis Lehman Loeb Art Gallery
FDR Home, Presidential Library and Museum
Eleanor Roosevelt National Historic Site
Vanderbilt National Historic Site

Symphony Orchestras

F.B. Morse, Mills Mansion
Hudson Valley Philharmonic
American Symphonic Orchestra (Bard College)

Theater Companies & Venues

The Bardavon 1840 Opera House
Richard B. Fisher Center for the Performing Arts
New Day Repertory Company
County Players

Zoos and Nature

Kaatsbaan International Dance Center
Center for the Performing Arts in Rhinebeck
Stony Kill Farm Environmental Center
Innisfree Garden
Institute of Ecosystem Studies

Recreation

3 State Parks/3 State Forests
Appalachian Trail
Dutchess and Harlem Valley Rail Trails
Hudson Valley Crew Association
Dutchess Wine Trail
Omega Institute for Holistic Studies
Easy Commute to Catskill Resorts \ Ski areas

Sports

Professional Team

Hudson Valley Renegades - Minor League Baseball

Scholastic Teams

Marist College

Baseball, Softball, Basketball, Football, Soccer, Crew

Vassar College

Basketball, Soccer, Softball, Field Hockey

Bard College

Basketball, Soccer, Tennis

Dutchess Community College

Baseball, Softball, Basketball, Soccer, Tennis





Dutchess County Government

County Government	Executive Branch	Legislature
Number of Elected County Officials	1	25
Top Elected Officials	William Steinhaus	Roger Higgins
Title	County Executive	Chairman, Legislature
Term of Office	4 years	2 years
Next Election Date	November, 2011	November, 2009
County Manager	No	

City Government	Poughkeepsie	Beacon
Form / Structure	Mayor/ Administrator	Mayor/ Administrator
Mayor	John C. Tkazyik	Steven K. Gold
Mayoral Term	4 years	4 years
Common Council Term	2 years	3 years
City Administrator	Michael Long	Meredith Robson

State Government	Top Elected Officials - Statewide Offices			
	Governor	Lt. Governor	Attorney General	Comptroller
Official's Name	David A. Patterson	Vacant	Andrew M. Cuomo	Thomas D. DiNapoli
Term of Office	4 years	4 years	4 years	4 years
First Elected	March, 2007		November, 2006	November, 2006
Next Election Date	November, 2010	November, 2010	November, 2010	November, 2010

State Legislature	Yearly Legislative Session: January - June		
New York Senators			
Total Districts	62	Majority Leader: Malcolm A. Smith	
Dutchess County Senate Districts	40th	41st	
Senators	Vincent L Leibell III	Stephen M. Saland	
Area of Dutchess Represented	Eastern Dutchess	Dutchess	
New York Assembly Members			
Total Districts	150	Majority Leader: Sheldon Silver	
Dutchess County Assembly Districts	99th	100th	101st
Assembly Members	Greg Ball	Frank K. Skartados	Kevin A. Cahill
Area of Dutchess Represented	Pawling	Beacon, Poughkeepsie	Rhinebeck
Dutchess County Assembly Districts	102nd	103nd	
Assembly Members	Joel M. Miller	Marcus Molinaro	
Area of Dutchess Represented	Western Dutchess	Eastern Dutchess	

Federal Government	U.S. Senators from New York		
	Charles E. Schumer	Kirsten E. Gillibrand	
First Elected	November, 1998	January, 2009	
Next Election Date	November, 2010	November, 2012	
U.S. Representatives from Dutchess County	John J. Hall	Scott Murphy	Maurice D. Hinchey
Congressional Districts	19th	20th	22nd
First Elected	November, 2006	January, 2009	November, 1992
Next Election Date	November, 2010	November, 2010	November, 2010
Area of Dutchess Represented	Southern Dutchess	Northern Dutchess	Part of Poughkeepsie



Table 19 Updated March 2009

www.ThinkDutchess.com



Environmental Permitting in Dutchess County

Environmental Permits Under the Uniform Procedures Act (UPA)

New York State Department of Environmental Conservation (NYS DEC) is responsible for overseeing most types of permits. Permits for recreation and sporting activities, land access, waste transportation, and several other programs are managed by other DEC divisions. Permits for most major environmental regulatory areas protecting New York's air, water, mineral, and biological resources are subject to the requirements of the Uniform Procedures Act and are managed by DEC's Division of

The Division of Environmental Permits manages categories of permits subject to application review and decision making procedures contained in the Uniform Procedures Act (UPA). The Department's major environmental regulatory permit programs are subject to the UPA protecting New York's air, water, mineral, and biological resources. Information on permit requirements and procedures is available at <http://www.dec.ny.gov/about/39381.html>. The UPA programs are:

- | | |
|---|--------------------------------------|
| Air Pollution Control | Public Water Supply |
| Coastal Erosion Control | Solid and Hazardous Waste Management |
| Freshwater Wetlands | Tidal Wetlands |
| Mined Land Reclamation | Wild, Scenic and Recreational Rivers |
| Protection of Waters, including Dams and Docks | |
| State Pollutant Discharge and Elimination Systems (SPDES), including Stormwater permits | |

Contact the Region 3 Permit Administrator for information on UPA permits in Dutchess County at 845-256-3000 or <http://www.dec.ny.gov/about/607.html>

SEQR - Environmental Impact Assessment in New York State

In New York State, all discretionary approvals (permits) from a NYS agency or unit of local government, require an environmental impact assessment as prescribed by 6 NYCRR Part 617 State Environmental Quality Review (SEQR). [Statutory authority: Environmental Conservation Law Sections 3-0301(1)(b), 3-0301(2)(m) and 8-0113]. SEQR requires the sponsoring or approving governmental body to identify and mitigate the significant environmental impacts of the activity it is proposing or permitting.

Environmental assessments are standardized by using the Environmental Assessment Form (EAF). To obtain more information and access the EAF forms, click on <http://www.dec.ny.gov/permits/357.html>

Area in Attainment for Federal Air Pollution Regulations

Carbon Monoxide	Yes
Lead	Yes
Nitrogen Dioxide	Yes
Ozone	Yes
Particulate Matter	Yes
Sulfur Dioxide	Yes
Nearest Licensed Hazardous Waste Disposal Site:	Dutchess Resource Recovery Facility

General Contact Information

New York State Department of Environmental Conservation

625 Broadway, Albany, NY 12233-1010



Dutchess County Economic Development Corporation

Table 18 Updated October 2009

3 Neptune Road, Poughkeepsie NY

www.ThinkDutchess.com

Tel: 845-463-5410 Fax: 845-463-5401



Dutchess County Utilities

Electric Power

Providers

Central Hudson Gas & Electric
NYSEG

Communities Served

West side of County and Village of Milerton
East side of County from Pawling to just south of Millerton

State Electric Power Deregulated

Under NYS Deregulation, companies are either producers or distributors

Average Cost per kWh (cents)

9-12 cents per kWh

	<u>Small</u>	<u>Medium</u>	<u>Large</u>
Industrial Low Load Factor	28% Load Factor 150 kW & 30,000 kWh	28% Load Factor 500 kW & 100,000 kWh	28% Load Factor 1,000 kW & 200,000 kWh
Industrial High Load Factor	92% Load Factor 150 kW & 100,000 kWh	90% Load Factor 500 kW & 300,000 kWh	90% Load Factor 1,000 kW & 650,000 kWh
Commercial Low Load Factor	41% Load Factor 100 kW & 30,000 kWh	41% Load Factor 300 kW & 90,000 kWh	41% Load Factor 500 kW & 150,000 kWh
Commercial High Load Factor	50% Load Factor 100 kW & 36,000 kWh	70% Load Factor 300 kW & 150,000 kWh	50% Load Factor 500 kW & 180,000 kWh

Natural Gas

Providers

Central Hudson Gas & Electric
NYSEG

Communities Served

West side of County and Village of Milerton
East side of County from Pawling to just south of Millerton

Average Cost (\$ per mcf) for Industrial

Users

Firm Contract Rates	\$7.04
Interruptible Service Rates	\$9.99
	Service Rates \$8.65-\$10.00/mcf Transport Rates \$0.43 - \$0.91 / Mcf





Dutchess County Utilities

Telecommunications

Local Service Providers	Verizon, AT&T, Taconic, Frontier, PaeTec, Cablevision, Time/Warner Cable.
Central Offices	21 sites throughout County with digital switches
No. of Long Distance Service Providers	4+
No. of Internet Service Providers	10+ Majors + Independents
FIOS Availability	West side of County
Gigabit fiber optic data ring with dial tone capability is available throughout the County managed by LightTower.	
Dark fiber and managed networks available from multiple providers.	

Service Characteristics of Central Offices

Switch Technology	Digital
Fiber Service Provided	Yes
Monitored Remotely or On-Site	Remote
ISDN Available from Switch	Yes
DSL Available from Switch	Yes
Central Office on Self-Healing Fiber Ring	Yes
Dual Feed from 2 Separate Switching Offices	Yes

Points of Presence (POPs) of Long Distance Carriers

Carrier	Multiple: ATT, Hudson Valley Datanet,
Microwave or Hardwire	HW
Dual Fiber Feed from the Central Office	Yes
Diverse Routing Available	Yes

See information on Telecommunication Providers on the Telecommunications Page

Water & Sewer

Water Availability

Major Sources	Private wells, public wells, Hudson River
Percentage of Population Served	100%

Water Treatment

Name of Provider	Dutchess County Water & Wasterwater Authority
Rated Capacity (mgd)	Serves 10,000 customers 10 Towns with 7 separate authorities
Average Daily Demand (mgd)	New 4 MGD water line from Hudson River at Poughkeepsie to Fishkill
Peak Demand (mgd)	

Cost per 1000 Gallons	Approx \$2.00/thousand gallons
Water Connection Fee	\$125 - \$385 / Year

Sewer Treatment

Name of Provider	Various local districts, private septic
------------------	---



Table 17 Updated September 2009

www.ThinkDutchess.com



Dutchess County Transportation

Interstate Highways

Highway Number	Route I-84
Miles Distant	Southern End of County
Direction	East-West
Highway Number	Route I-87 New York State Thruway
Miles Distant	5 to 10 miles West
Direction	North-South
Highway Number	Route I-684
Miles Distant	15 to 20 miles East
Direction	North -South

Limited Access, Four Lane

Name	Taconic State Parkway
Miles Distant	Center of County
Direction	East-West
Number	Route 9W
Miles Distant	5 Miles
Direction	West
Number	Route 17
Miles Distant	15 Miles
Direction	Southwest

Improved Two to Four Lane

US	Route 9 Route 17 - 15 miles west 9W - 5 miles west
State & County	Route 22, 52, Route 9G, 9D, Routes 44, 55, Route 199

Distance in (Air) Miles to the Five Nearest Metro Areas

1. New York City	70 Miles
2. Albany, NY	70 Miles
3. Hartford, CT	60 Miles
4. Boston, MA	135 Miles
5. Philadelphia, PA	125 Miles





Dutchess County Transportation

International Airports

JFK International (AP code JFK) http://www.panynj.gov/airports/jfk.html	Location: New York City Distance: 85 miles
--	---

Newark Liberty International (AP Code EWR) http://www.panynj.gov/newarkairport	Location: Newark, NJ Distance: 95 miles
---	--

Commercial Airports

Stewart International (AP Code SWF) Regional Connector Hours of Operation No. of Runways/ Lengths	Location: Newburg, NY Distance: 10 miles 4:30am to 7:30 pm - 24 hour control tower 4 - 6,006 feet to 11,818 feet
--	---

<http://www.panynj.gov/airports/stewart.html>

Carriers	4
Passenger	Express
Charter	Private owned and corporate jets
Air Cargo	Airborne Express, Emery Worldwide, FedEx, UPS
Miscellaneous	FAR Part 139 Index "C" facility, with the equipment capabilities of an Index "E" ICAO category: "7". One of only two USDA Animal Import Centers in the US

Air Service from Stewart Airport

JetBlue Airways
Delta Connection
Northwest & KLM Airlines
US Airways Express

Daily Nonstop Flights

Nonstop to Orlando and Ft. Lauderdale
Nonstop to Atlanta hub, with connections available
Nonstop to Detroit hub, with connections available
Nonstop to Philadelphia hub, with connections available

Nearest General Aviation Airport

Name	Dutchess County Airport
Location/City	Poughkeepsie
Driving Distance from the Community in Miles	Southeastern portion of the County
No. of Runways	2 paved, 1 turf
Runway Lengths	5001 x 100 ft, 3003 x 100 ft, 1425 x 100 ft
Full Instrument Landing Capabilities	VOR/DME High ILS and GPS approaches. Turf is VFR only
Hours of Operation	Control tower operates 7 am to 11pm

<http://www.dutchessny.gov/CountyGov/Departments/Airport/ARindex.htm>





Dutchess County Transportation

Foreign Trade Zones in Area

Designation	FTZ as established by US Department of Commerce
Site/Location	Stewart International Airport
Services	Deferral/Reduction/Elimination of Duties State/local tax reduction. Deferral of Quotas
Operator	National Express under 99 year lease with NYS DOT

Motor Carriers/Trucks

No. of Common Carriers Serving the Area	4
No. of Common Carriers with Local Terminals	1

Passenger Transportation by Rail Carrier

AmTrak - National Carrier from Penn Central (NYC)	National Main Line
Nearest Switching Yard (miles)	70 Miles
Local Stops	Poughkeepsie, Rhinecliff
Metro-North - commuter from Grand Central Station (NYC)	NY Metropolitan Transportation Authority-Commuter Line
Nearest Switching Yard (miles)	20 Miles
Local Stops - Hudson Line	Beacon, New Hamburg, Poughkeepsie
Local Stops - Harlem Line	Pawling, Wingdale, Dover, Wassaic (Amenia)

Custom Port of Entry in the Area

Name	Stewart International Airport
Site Location	1180 First Street New Windsor, NY

Foreign Trade Zone Status: Stewart Airport (active), IBM East Fishkill (inactive) and IBM Poughkeepsie (inactive)

Ports

Port of NY/NJ	Distance: 80 Miles
---------------	--------------------

Warehouses

No. of Bonded Warehouses in the Area	1
No. of Public Warehouses in the Area	1

Overnight Express Service

Fed Ex, UPS, Airborne, DHL, U.S. Post Office





State and Local Taxes in Dutchess County

Corporate Income /Franchise Tax (Article 9-A New York State)

2009 Tax Bases and Rates for C-Corporations

Corporations compute tax under four bases and pay tax on the base yielding the highest liability. An additional tax applies based on the corporation's subsidiary capital allocated to New York, at a rate of 0.09%. The four bases include:

- 1) a tax of 6.5% to 7.1% on entire net income. Manufacturers and qualified emerging technology companies pay 6.5%;
- 2) a tax of 0.15% on business and investment capital allocated to New York after deduction for short- and long-term liabilities (maximum = \$350,000 for manufacturers and \$10 million for all others);
- 3) 1.5% on the alternative minimum taxable base; and
- 4) a separate fixed dollar minimum tax (\$25.00 minimum to \$5,000.00 maximum) based on taxpayer's receipts.

The Metropolitan Transportation Authority (MTA) surcharge of 17% applies to most business taxes in Dutchess County.

Federal Taxes Deductible	No
Accelerated Depreciation Permitted (Yes or No)	Under some conditions
Representative Credits for Business Taxes: Investment, Employment, Emerging Technology, R&D, Empire Zone, Film Production, Alternative Energy, Green Buildings, Brownfield Cleanup, Long-term Health Care	

Other Corporate Structures

NYS S-Corporation - Subject to fixed dollar minimum tax between \$25.00 and \$4500.00, based on taxpayer's receipts.

LLC and LLP - Annual filing fee of \$25.00 to \$4,500.00 based on number of employees.

Source: *Handbook of New York State and Local Taxes (August 2009)*, available at www.tax.state.ny.us.

New York State Personal Income Tax	Paid on adjusted gross income minus deductions and exemptions
2009 rate on earned and unearned taxable income	4.0% to 8.97%
Representative Credits: Child Care, Earned Income, College Tuition, Resident, Farming School Tax, Long-term Health Care Insurance	

Personal Property	Not Subject to State or Local Taxes
Local Occupation Tax	None
Local Wage Tax	None
Mortgage Recording Tax	1.3% (combined rate)





State and Local Taxes in Dutchess County

Sales and Use Tax

New York State	4.00%
Dutchess County	3.75%
Metropolitan Commuter Transportation District	0.375%
Total	8.125%

The sales tax applies to retail sales of tangible personal property, unless specifically exempted and to certain services. A compensating use tax applies to the use within New York State of tangible personal property and services purchased outside the state. Specifically the sales tax applies to receipts from the retail sales of

Tangible personal property (unless specifically exempt)

Gas, electric and steam services, fuel oil (except

diesel fuel), natural gas, electricity & propane

Manufacturers are exempt; Residential use is exempt

Telecommunications Services

Food and beverages sold by restaurants, taverns and caterers

Hotel occupancy and entertainment

Admissions charges

Storage and garaging

Protection and detective services

Other selected services - See publication 850 at NYS Dept of Taxation website for list of exemptions

For additional details about taxation, see the [Handbook of New York State and Local Taxes](#) and visit the NYS Department of Tax and Finance website at www.tax.state.ny.us

For a list of exemptions on Sales and Use Tax, see publication 850 at www.state.tax.ny.us/pubs_and_bulls/.

2009 Local Real Property Tax Rates per \$1000 of assessment

Jurisdiction	Homestead			Non-Homestead*		
	Minimum	Median	Maximum	Minimum	Median	Maximum
County	2.54	2.54	2.54	2.54	2.54	2.54
Town, City, Village	1.01	1.76	6.75	1.01	1.76	8.37
Public School District	8.88	11.47	17.05	8.88	14.21	30.66
Fire and Ambulance	0.02	0.50	5.97	0.02	0.50	5.97
Library	0.03	0.16	0.73	0.03	0.16	0.88

* The cities of Beacon and Poughkeepsie and the towns of Fishkill, Wappingers and Poughkeepsie have a different tax rate for commercial real than residential property.

For information about tax rates, bills and assessment and other questions, visit

www.co.dutchess.ny.us/CountyGov/Departments/RealPropertyTax/RPIndex.htm





Dutchess County Telecommunications Providers

Telephone Service Providers

Frontier Communications

www.frontieronline.com

Route 82 Hopewell Jct NY 12533

Telephone: 845.227.3100

Service Area: East Fishkill, Red Hook, Rhinebeck, and Milan.

Services: Telephone, T-1, T-3, frame relay, fiber optic, and dsl throughout their service areas.

PaeTec Communications, Inc.

www.paetec.com

501 New Karner Road, Albany NY 12205

Telephone: 518.724.2017 **FAX:** 518.862.2320

Services: Telephone, T-1, T-3, and frame relay

Taconic Telephone

www.taconictel.com

One Taconic Place Charham NY 12537

Telephone: 518.392.1445 **FAX:** 518.392.1290

Service Area: Northeast Dutchess County, including the towns of Northeast and Pine Plains

Services: Telephone, T-1, T-3, frame relay, dsl and fiber optic services

Verizon Telephone

www.verizon.com

Verizon Sales and service

Telephone: Business Products: 890-6464 Residential Products: 890-7100

Service Area: Most of Dutchess County

Services: Telephone, T-1, T-3, frame relay, fiber optic services, DSL and FIOS

WVT Communications/ Warwick Valley Telephone Company, Inc

www.wvtc.com

Telephone: Business Products and services: 845-986-2934

Service Area: Hudson Valley, incl. Dutchess County

Services: Full range of voice and Internet services, including hosted business services, web hosting, fiber optic connectivity, DSL and wireless phone services.





Dutchess County Telecommunications Providers

Cable Service Providers

Cablevision

www.cablevision.com

17 Old Route 9 North Wappingers Falls NY 12590

Telephone: 800.244.2328

Service Area: Hyde Park, Town of Poughkeepsie, LaGrange, Wappinger, Beacon, Town of Fishkill, Village of Fishkill, East Fishkill, Clinton, Stanford, Pine Plains, Millerton, Northeast, Amenia, Washington, Millbrook, Dover, and Union Vale.

Services: Residential and Business-level cable modem service through Optimum Online from 1000/256 Kbps to 4/2 Mbps (download/upload speeds) in most towns in which it has the cable franchise. Price varies depending on the service bandwidth selected.

Susquehanna Communications

www.suscom.com

21 Old Route 6, Carmel NY 10512

Telephone: 845.531.3900, **Sales Support:** 845.531.3900

Service Area: Towns of Beekman, Pawling

Services: Residential and Business-level cable modem service from 256/128 Kbps to 3000/800 Kbps (download/upload speeds).

Time Warner Cable

www.timewarnercable.com

Cable TV services, RoadRunner cable modem

27 Industrial Dr. Middletown NY

Telephone: 800.431.8876

Service Area: City of Poughkeepsie, Towns of Pleasant Valley, Rhinebeck, Red Hook, Tivoli

Services: Residential and Business-level cable modem service through RoadRunner from 1000/256 Kbps to 4/2 Mbps (download/upload speeds).





Dutchess County Telecommunications Providers

Other Fiber and Wireless Providers

Lighttower Fiber Networks

www.lighttower.com

Provides fiberoptic cabling and service from T-1 to OCx

Tim Smith, Regional Sales Director

900 Corporate Blvd., Newburgh NY 12550

Telephone: 845.458.7712 **FAX:** 845.567.6377

Services: Fiberoptic cabling, SONET ring, and managed fiber optic services levels from T-1 to OCx.

Webjogger Internet Services

www.webjogger.net

Wireless Internet Service Provider

194 W Kerley Corners Road Tivoli NY 12583-5821

Telephone: 845.757.4000 **FAX:** 845.757.2680

Service Area: Towns of Red Hook, Rhinebeck, Hyde Park and Pine Plains.

Services: Point to point fixed Wireless access up to 7.2 Mbps, and ISP services

Regional Internet Service Providers

BestWeb Internet

www.bestweb.net

25 S. Riverside Ave. Croton-on-Hudson NY 10520

Telephone: 914.271.4500

Services: Regional ISP

Hudson Valley Network

www.hvnet.com

P.O.Box 67 Greenwood Lake NY 10925

Telephone: 845.477.3864 **FAX:** 845.477.3964

Services: Regional ISP

NetStep Access Services

www.netstep.net

Telephone: 845.338.6640 **FAX:** 845.338.7797

Services: Regional Internet Service provider offering web hosting, and web design, and Voice over IP services.

Virtual Horizons Inc.

www.vh.net

ISP providing dialup service, website hosting and design.

PO Box 268 Pleasant Valley NY 12569-0268

Telephone: 845.635.3766

Services: Internet Service Provider, website development and remote administration





Labor Management Relations

New York State is not a right-to-work State

% of Union Membership - 2007	<u>Private Sector</u>	<u>Public Sector</u>	<u>All Workers</u>
New York State	16%	70%	25%
Poughkeepsie Newburgh MSA	16%	79%	26%

© 2008 by Barry T. Hirsch and David A. Macpherson. The use of data requires citation.

For more information about labor practices, employment relations and unions, see the NYS Employment Relations Board website at www.labor.state.ny.us/erb

Various Municipal Unions - see Leading Employers List

Strikes & Work Stoppages	Last Five Years
None to Report	





Dutchess County Employer Payroll Costs

Workers' Compensation

Premium for each classification code is determined by multiplying a rate times a premium basis. Remuneration is the most common premium basis. This includes payroll and all other remuneration paid or payable during the policy period for the services of employees and all others engaged in work on behalf of the employer for which NYSIF could be liable. The rate charged is based on every \$100 dollars of remuneration.

Rate is based on employers industry type, remuneration paid and prior claim history and/or potential liability for claims

Example Industries

Average Rate for All Manufacturing	\$2.50 - \$7.50
Average Rate for Office Workers	\$0.35
Maximum Weekly Benefit	\$400

For more information, visit the New York State Insurance Fund website at <http://ww3.nysif.com/>

Unemployment Insurance

Taxable Base	\$8,500
Percentage Rate	
New Employer Rate	4.1%
State Amount Credited Against Federal (5.1% - 6.2% FUTA)	1.1% effective rate
Average Among Employers	1.5% - 9.9%
Maximum Weekly Benefit	\$405

Source: New York State Tax and Finance

www.tax.state.ny.us

See Publication NYS-50, Employer's Guide to Unemployment Insurance, Wage Reporting, and Withholding Tax for more information.

www.tax.state.ny.us/wt/rate.htm

Metropolitan Commuter Transportation Mobility Tax (MCTMT)

A new tax of .34% of payroll imposed on certain employers and self-employed individuals engaging in business within the Metropolitan Commuter Transportation District (MCTD).

The tax applies to companies required to withhold NYS income tax from wages and with total payroll expenses in excess of \$2,500 in any calendar quarter.

Additional Information is available at

www.tax.state.ny.us/wt/mta_emp.htm





Dutchess County Salary by Occupation

2008 Employment and Salaries for Occupational Groups in the Poughkeepsie-Newburgh- Middletown MSA

Occupational Group	Code	Total Employment	25th Percentile	Median	75th Percentile	Hourly Median
Management	11-0000	9,430	\$66,990	\$92,190	\$128,090	\$44.32
Business and financial operations	13-0000	6,640	\$44,520	\$58,480	\$79,120	\$28.12
Computer and mathematical science	15-0000	6,560	\$55,050	\$79,100	\$107,980	\$38.03
Architecture and engineering	17-0000	5,110	\$51,750	\$70,540	\$99,190	\$33.91
Life, physical, and social science	19-0000	2,250	\$43,560	\$57,760	\$72,380	\$27.77
Community and social services	21-0000	5,420	\$29,440	\$41,460	\$59,470	\$19.93
Legal	23-0000	1,490	\$53,930	\$77,220	\$112,660	\$37.12
Education, training, and library	25-0000	23,220	\$28,870	\$50,170	\$69,750	\$24.12
Arts, design, entertainment, sports, and media	27-0000	2,290	\$26,040	\$35,680	\$50,270	\$17.16
Healthcare practitioners and technical	29-0000	13,860	\$46,680	\$65,010	\$84,080	\$31.26
Healthcare support	31-0000	9,330	\$23,980	\$29,230	\$35,230	\$14.05
Protective service	33-0000	7,610	\$34,490	\$46,780	\$58,620	\$22.49
Food preparation and serving related	35-0000	18,570	\$16,330	\$19,330	\$25,520	\$9.29
Building and grounds cleaning and maintenance	37-0000	8,200	\$18,910	\$26,070	\$35,340	\$12.54
Personal care and service	39-0000	8,080	\$18,940	\$23,230	\$30,230	\$11.17
Sales and related	41-0000	28,840	\$18,180	\$23,600	\$36,520	\$11.34
Office and administrative support	43-0000	43,060	\$23,950	\$30,670	\$39,500	\$14.75
Farming, fishing, and forestry	45-0000	530	\$19,830	\$23,830	\$29,310	\$11.46
Construction and extraction	47-0000	10,570	\$34,440	\$44,750	\$61,370	\$21.51
Installation, maintenance, and repair	49-0000	10,550	\$30,640	\$41,000	\$54,810	\$19.71
Production	51-0000	11,780	\$22,680	\$30,010	\$40,870	\$14.43
Transportation and material moving	53-0000	14,100	\$24,330	\$32,280	\$42,110	\$15.52
All Occupations	00-0000	250,610	\$23,620	\$34,740	\$54,270	\$16.70

Source: NYS Dept of Labor Occupational Employment Statistics Survey (OES), updated 3/26/09

Information for other occupations available at www.labor.state.ny.us.





Dutchess County Salary by Occupation

2008 Median Salaries for Selected Jobs in the Poughkeepsie-Newburgh -Middletown MSA

Accountants	\$61,330	General Medical Practitioners	\$128,740	Personal Financial Advisors	\$107,380
Bakers	\$26,230	Graphic Designers	\$44,630	Pharmacists	\$112,790
Bookkeeping Clerks	\$34,320	Hairdressers	\$22,340	Pharmacy Aides	\$21,840
Brickmasons	\$53,610	Hand Packers	\$19,290	Plumbers	\$46,910
Bus Drivers	\$32,470	Helpers--Electricians	\$29,850	Printing Machine Operators	\$32,760
Butchers	\$30,550	Home Appliance Repairers	\$36,680	Production Clerks	\$46,860
Carpenters	\$41,370	Home Health Aides	\$25,910	Production Supervisors	\$54,400
Chemical Technicians	\$28,070	Hotel Desk Clerks	\$19,850	Public Relations Managers	\$78,150
Chemists	\$38,230	Industrial Production Manager	\$81,640	Purchasing Managers	\$110,250
Chiropractors	\$70,890	Insurance Sales Agents	\$39,190	Real Estate Appraisers	\$49,630
Civil Engineers	\$65,170	Interior Designers	\$34,140	Receptionists	\$25,950
Claims Adjusters	\$73,320	Janitors	\$27,330	Registered Nurses	\$69,860
Compensation Specialists	\$52,990	Lab Technicians	\$42,400	Rehabilitation Counselors	\$25,200
Computer Programmers	\$82,960	Landscaping Workers	\$25,130	Restaurant Cooks	\$24,460
Computer Software Engineers	\$96,380	Law Clerks	\$38,180	Roofers	\$42,630
Computer Systems Analysts	\$85,320	Lawyers	\$98,730	Sales Representatives	\$87,980
Construction Supervisors	\$69,530	Legal Secretaries	\$37,460	School Social Workers	\$53,760
Court Reporters	\$58,530	Librarians	\$59,910	Secretaries	\$30,270
Database Administrators	\$63,850	Loan Officers	\$50,120	Substance Abuse Counselors	\$38,180
Delivery Services Truck Drivers	\$31,020	Machinists	\$43,060	Surveyors	\$39,920
Dental Assistants	\$35,790	Maintenance Workers	\$39,800	Tax Preparers	\$22,740
Dental Hygienists	\$68,190	Market Research Analysts	\$58,730	Teacher Assistants	\$23,400
Dentists	\$122,730	Marketing Managers	\$129,420	Telecom Equipment Installers	\$61,210
Driver/Sales Workers	\$35,850	Massage Therapists	\$29,710	Telemarketers	\$24,700
Education Administrators	\$85,230	Mechanical Drafters	\$45,980	Tellers	\$24,390
Electrical Engineers	\$65,520	Mechanical Engineers	\$72,760	Title Abstractors	\$47,570
Electricians	\$61,080	Medical Technicians	\$46,350	Tractor-Trailer Truck Drivers	\$44,120
Electronics Engineers	\$66,170	Medical Equipment Preparers	\$31,620	Travel Agents	\$31,560
Engineering Managers	\$143,480	Medical Transcriptionists	\$35,460	Typists	\$31,500
Environmental Engineers	\$64,420	Network Administrators	\$61,210	Ushers	\$16,670
Farmworkers	\$22,100	Nursing Aides	\$28,400	Veterinarians	\$91,400
File Clerks	\$24,170	Occupational Therapists	\$74,370	Vocational and School Couns	\$59,290
Financial Managers	\$87,800	Office Clerks	\$25,970	Waiters and Waitresses	\$19,660
Fire Fighters	\$55,180	Painters	\$41,240	Welders	\$38,280
Food Preparation Workers	\$19,640	Paralegal Assistants	\$52,740		

Source: NYS Dept of Labor Occupational Employment Statistics Survey (OES), updated 3/26/09

Information for other occupations available at www.labor.state.ny.us.



Table 11 Updated March 2009

www.ThinkDutchess.com